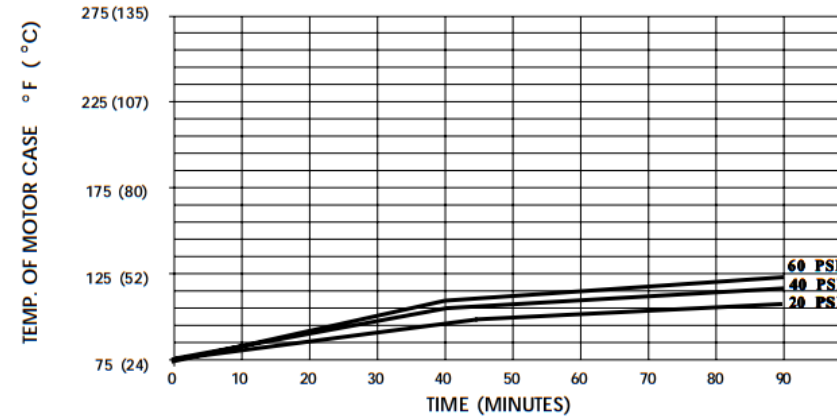


SPECIFICATIONS:

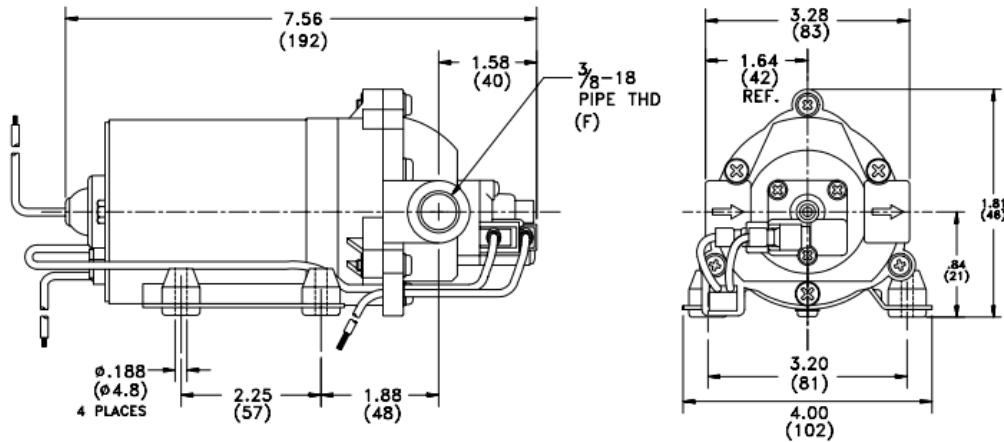
MODEL NUMBER: 8000-151-296
PUMP DESIGN: Positive Displacement 3 Chamber Diaphragm Pump
CAM: 2.0 Degree
MOTOR: Permanent Magnet, P/N 11-127-10
VOLTAGE: 24 VDC Nominal
PRESSURE SWITCH: Adjustable Shut-Off (Range 40-60 PSI)
 Factory Set @ 60 PSI, Turn On 45 PSI ± 5 PSI
LIQUID TEMPERATURE: 170 Degrees Fahrenheit (77 Degrees Centigrade) Max.
PRIME: Self-Priming Up To 8 Ft. Vertical,
 Max. Inlet Pressure 30 PSI (2.1 Bar)
PORTS: 3/8"-18 NPT Female
MATERIAL OF CONSTRUCTION:
PLASTICS- Polypropylene
VALVES- Buna-n
DIAPHRAGM- Geolast (Main), Buna-n (Switch)
FASTENERS- Zinc Plated Steel
NET WEIGHT: 3.85 Lbs (1.75 Kg)
DUTY CYCLE: Intermittent (See Temperature Rise Chart)
TYPICAL APPLICATIONS: Soil Extraction
BYPASS: 80 PSI Max.

TEMPERATURE RISE

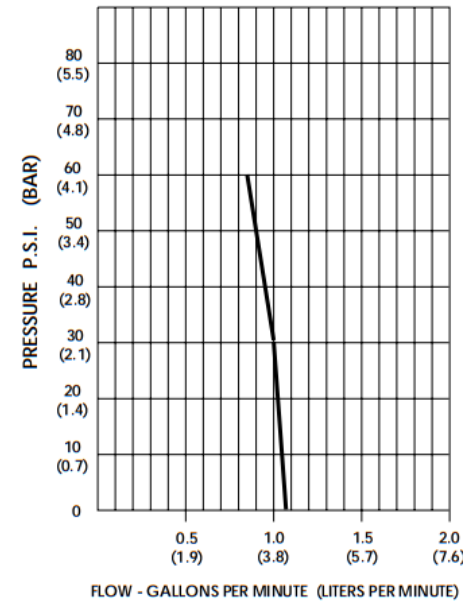


THIS GRAPH IS FOR USE AS A DESIGN GUIDE. IT IS BASED ON RUNNING CONTINUOUSLY WITH AN AMBIENT TEMPERATURE OF 75° F IN STILL AIR.

DIMENSIONS:



TYPICAL PERFORMANCE



PRESSURE (PSI)	FLOW (GPM/LIT)	RPM MIN/MAX	CURRENT (AMPS)	VOLTAGE (VOLTS)
OPEN	1.08/4.1	2310/2380	1.1	24 VDC
10	1.06/4.0	2290/2365	1.3	"
20	1.04/3.9	2260/2345	1.5	"
30	1.00/3.8	2235/2310	1.8	"
40	0.97/3.7	2210/2295	2.0	"
50	0.92/3.5	2190/2270	2.2	"
60	0.84/3.2	2170/2250	2.4	"